

HPA Compendium of Chemical Hazards

Inorganic mercury/ elemental mercury

Key Points

Fire

- Does not easily burn under normal conditions
- Reacts with nitric acid and hot concentrated sulphuric acid. May react explosively with ammonia and violently with metals
- Emits toxic fumes when heated to decomposition
- Use fine water spray and liquid-tight protective clothing with breathing apparatus
- Use gas tight protective suit with breathing apparatus with liquid mercury

Health

- Mercury poisoning can occur from ingestion, inhalation or dermal absorption
- Very toxic
- Acute inhalation of mercury vapour causes cough, breathlessness and chest tightness within a few hours of exposure. Acute inhalation of elemental mercury globules may cause pneumonitis, coughing blood and respiratory distress
- Gastrointestinal disturbance may occur within a few hours of ingestion of inorganic mercury
- Acute exposure of the eyes to elemental mercury vapour eyes can cause inflammation and eyelid tremor
- Chronic inhalation of elemental mercury vapour may cause damage to the central nervous system, kidney damage and gastrointestinal disturbances
- Ingestion of inorganic mercury compounds may cause gastrointestinal disturbances, kidney failure and damage to the central nervous system
- There is no convincing evidence that mercury or mercury compounds can cause cancer in humans

Environment

- Dangerous for the environment
- Inform Environment Agency of substantial release incidents

Contents

GENERAL INFORMATION

Background	5
Frequently Asked Questions	6

INCIDENT MANAGEMENT

Hazard Identification.....	9
Standard (UK) Dangerous Goods Emergency Action Codes	9
Chemical Hazard Information and Packaging for Supply Classification	11
Globally Harmonised System of Classification and Labelling of Chemicals (GHS)	13
Threshold Toxicity Values	16
Published Emergency Response Guidelines	17
Emergency Response Planning Guideline (ERPG) Values	17
Proposed Acute Exposure Guideline Levels (AEGLs)	17
Exposure Standards, Guidelines or Regulations.....	18
Occupational standards	18
Public health guidelines	18
Health Effects	19
Major route of exposure	19
Immediate signs or symptoms of acute exposure	19
Decontamination and First Aid	20
Dermal exposure	20
Ocular exposure	20
Inhalation	20
Ingestion	20

TOXICOLOGICAL OVERVIEW

Toxicological Overview.....	22
Summary of Health Effects	22
Kinetics and metabolism	23
Sources and route of exposure	24
Health Effects of Acute / Single Exposure.....	25
Human Data	25
General toxicity	25
Inhalation	25
Ingestion	26
Dermal / ocular exposure	27
Animal and In-Vitro Data	27
Inhalation	27
Ingestion	27
Health Effects of Chronic / Repeated Exposure	29

Human Data	29
General toxicity.....	29
Inhalation.....	29
Ingestion.....	29
Genotoxicity.....	30
Carcinogenicity.....	30
Reproductive and developmental toxicity.....	30
Animal and In-Vitro Data	31
Inhalation.....	31
Ingestion.....	31
Genotoxicity.....	32
Carcinogenicity.....	32
Reproductive and developmental toxicity.....	32
References.....	33

Inorganic mercury/ elemental mercury

General information

Key Points

Fire

- Does not easily burn under normal conditions
- Reacts with nitric acid and hot concentrated sulphuric acid. May react explosively with ammonia and violently with metals
- Emits toxic fumes when heated to decomposition
- Use fine water spray and liquid-tight protective clothing with breathing apparatus
- Use gas tight protective suit with breathing apparatus with liquid mercury

Health

- Mercury poisoning can occur from ingestion, inhalation or dermal absorption
- Very toxic
- Short-term inhalation of mercury vapour causes cough, breathlessness and chest tightness within a few hours of exposure
- Short-term inhalation of elemental mercury globules may cause inflammation of the lungs, coughing blood and difficulty in breathing
- Stomach upset may occur within a few hours of ingestion of inorganic mercury
- Short-term exposure of the eyes to elemental mercury vapour eyes can cause inflammation and eyelid tremor
- Long-term inhalation of elemental mercury vapour may cause damage to the central nervous system, kidney damage and stomach upsets
- Ingestion of inorganic mercury compounds may cause stomach upsets, kidney failure and damage to the central nervous system
- There is no convincing evidence that mercury or mercury compounds can cause cancer in humans

Environment

- Dangerous for the environment
- Inform Environment Agency of substantial release incidents

Background

Mercury widely occurs in the environment, owing to natural and anthropogenic processes. It is present in three forms, namely elemental (metallic) mercury, inorganic or organic mercury. This review will focus on metallic and inorganic mercury only. Elemental mercury is a shiny, silver-white liquid metal at room temperature. It evaporates to form mercury vapour, which is the predominant form of mercury in the atmosphere. Inorganic mercury compounds contain mercury combined with other elements such as sulphur, oxygen or chlorine. They are mostly white powders or crystals.

Most of the mercury released from man-made activities is elemental mercury released into the air due to mining ore containing mercury, burning fossil fuels and incinerating waste. Mercury also enters the soil from fertilizers, fungicides and from solid waste i.e. thermometers or electrical switches.



Elemental mercury is used in the electrolysis of sodium chloride to make caustic soda and chlorine and used to make lamps, batteries, electrical switches, thermometers and barometers. Dental amalgam contains elemental mercury mixed with a silver-tin alloy. Inorganic mercury compounds have been used in pharmaceuticals, fungicides and antiseptics.



Exposure to mercury may occur from breathing contaminated air, eating contaminated food or water, or by skin contact. Everyone is exposed to mercury to a small extent from air, water and food. Many people are also potentially exposed to elemental mercury from dental amalgam fillings, although the amounts released are very low. The contribution of dietary intake and amalgam fillings to mercury exposure are similar. Spillages of elemental mercury from broken thermometers or barometers may result in exposure to mercury vapour.

People working in factories making equipment containing mercury or in chemical processing plants that use mercury may be exposed to mercury vapour. Dentists may also breathe in mercury vapour whilst making amalgam fillings.

If exposed to mercury, the harmful effects that may occur largely depend on the way people are exposed and the type of mercury they are exposed to. After swallowing small amounts of elemental mercury, very little enters the body, whereas after breathing elemental mercury vapour, about 80 % enters the blood from the lungs. Inorganic mercury compounds do not vaporise hence are not generally breathed in and only small amounts may pass through the skin. If swallowed, up to 40 % may enter the body.

Breathing in elemental mercury vapour for a short time affects the nervous system and lungs leading to tremors, walking difficulties, chest pains and breathlessness, respectively. After longer periods, the lining of the mouth and lungs may be damaged. Kidney damage may also occur as well as stomach irritation, nausea, vomiting and diarrhoea. Eating food or drink contaminated with inorganic mercury damages the kidneys, stomach and intestines and nervous system.

The International Agency for Research on Cancer could not classify mercury and its compounds as to their carcinogenicity to humans.

Frequently Asked Questions

What is mercury?

Mercury exists in three forms, metallic mercury, inorganic mercury and organic mercury. Metallic mercury is a silver-white metal that is liquid at room temperature. Inorganic mercury compounds contain mercury as well as sulphur, oxygen or chlorine. They are mostly powders or crystals at room temperature. Organic mercury compounds consist of mercury and carbon, the most common one being methylmercury. This has different toxicological effects than the other two forms and is not considered in this review.

How does mercury get into the environment?

Small amounts of mercury exist in the environment in soil, water and air owing to natural and anthropogenic processes. Metallic and inorganic mercury get into the environment from mining ore containing mercury, from emissions of coal-fired power plants, from burning waste containing thermometers, batteries or electrical switches and during the production of cement. Organic mercury is formed in terrestrial environments by micro-organisms present in the soil.

How will I be exposed to mercury?

The presence of mercury in the environment does not always lead to exposure. Clearly, in order for it to cause any adverse health effects you must come into contact with it. You may be exposed by breathing, eating, or drinking the substance or by skin contact. Following exposure to any chemical, the adverse health effects you may encounter depend on several factors, including the amount to which you are exposed (dose), the way you are exposed, the duration of exposure, the form of the chemical and if you were exposed to any other chemicals.

Everyone is exposed to mercury to a small extent as it is naturally occurring in the environment in air, water and food. People may be exposed to mercury from amalgam fillings, which contain 50 % mercury. Once the amalgam has hardened, minute amounts of mercury may be released into the air or saliva due to corrosion of the surface. Mercury from fillings is thought to account for about the same amount of exposure as that from the diet, and therefore does not pose a significant health risk. People may be exposed to metallic mercury vapour if they come into contact with broken thermometers, fluorescent light bulbs, thermostats or barometers. Metallic mercury and vapours are difficult to remove from household furniture and clothing. After spillages items must be thoroughly cleaned to prevent a continuous exposure. Handling contaminated soil may also be a potential source of exposure to mercury.

Occupational exposure to mercury can occur in a number of work places that use mercury, such as in factories making electrical equipment or thermometers or chemical processing plants. Dentists may be exposed to metallic mercury vapour whilst making fillings.

If there is mercury in the environment will I have any adverse health effects?

Breathing in high amounts of mercury vapour for a short time damages the lining of the mouth and lungs, causing breathlessness, coughing, burning sensation in the lungs and chest pains. Damage to the nervous system may also occur, causing irritability, nervousness, tremor and visual disturbances. Other effects such as stomach irritation, nausea, vomiting,

diarrhoea, skin rashes, eye irritation and increased blood pressure may also occur. If small amounts of mercury are inhaled over a long period, such as in a work environment, the lining of the mouth and lungs may be damaged.

Swallowing inorganic mercury can cause stomach irritation, leading to nausea, vomiting and diarrhoea. Ingesting large amounts of inorganic mercury can cause stomach ulcers.

All forms of mercury accumulate in the kidney causing kidney damage, although this is largely reversible when mercury is removed from the body.

Can mercury cause cancer?

International Agency for Research on Cancer classified elemental mercury and mercury compounds as category 3 carcinogens i.e. not classifiable as to the carcinogenicity to humans

Does mercury affect children or damage the unborn child?

Effects seen in children following exposure to mercury are similar to those seen in adults. Breathing in metallic mercury over a short period of time can cause lung, stomach and intestinal damage. Short term exposure to inorganic mercury can cause increased blood pressure and heart rates as well as weight loss, swollen gums, diarrhoea, abdominal pain and muscle twitching, as well as kidney damage.

If exposed to metallic or inorganic mercury for a long period, children may develop acrodynia, resulting in muscle cramps, irritability, skin redness, peeling of skin, itching, fever and sweating.

Few data have been reported on the possible adverse effects of inorganic mercury on reproductive function or during pregnancy and lactation.

There is no evidence that maternal dental amalgams cause fetal abnormalities.

What should I do if I am exposed to mercury?

You should remove yourself from the source of exposure.

If you have got mercury on your skin, remove soiled clothing, wash the affected area with lukewarm water and soap for at least 10 – 15 minutes and seek medical advice.

If you have got mercury in your eyes, remove contact lenses, irrigate the affected eye with lukewarm water for at least 10 – 15 minutes and seek medical advice.

If you have inhaled or ingested mercury seek medical advice.

What should I do if I spill mercury or break a mercury-containing device?

A step-by-step guide to cleaning up spills of mercury is available online at the following URL: http://www.hpa.org.uk/web/HPAweb&HPAwebStandard/HPAweb_C/1195733821650

Inorganic mercury/

Inorganic mercury/ elemental mercury

Incident management

Key Points

Fire

- Non flammable and non combustible under normal conditions
- Reacts with nitric acid and hot concentrated sulphuric acid. May react explosively with ammonia and violently with metals
- Mercury is a liquid and when heated emits toxic fumes that are heavier than air
- In the event of a fire involving mercury, use fine water spray and liquid-tight protective clothing with breathing apparatus
- In the event of a fire involving liquid mercury, use gas tight protective suit with breathing apparatus

Health


- Mercury poisoning can occur from ingestion, inhalation or dermal absorption
- Very toxic
- Inhalation of mercury vapour causes cough, breathlessness, chest tightness and pulmonary tightness within a few hours of exposure
- Inhalation of elemental mercury globules may cause pneumonitis, haemoptysis and respiratory distress
- Gastrointestinal upset may occur within a few hours of exposure
- Mercury vapour exposure to the eyes can cause conjunctivitis and eyelid tremor


Environment

- Dangerous for the environment
- Inform Environment Agency of substantial release incidents

Hazard Identification

Standard (UK) Dangerous Goods Emergency Action Codes^(a)

UN		2809	Mercury, n.o.s.	
EAC		2X	Use fine water spray. Wear liquid-tight chemical protective clothing in combination with breathing apparatus*. Spillages and decontamination run-off should be prevented from entering drains and watercourses.	
APP		-		
Hazards	Class	8	Corrosive substance	
	Sub risks	-		
HIN		80	Corrosive or slightly corrosive substance	

UN		2024	Mercury compound, liquid, n.o.s. packing group I	
EAC		2X	Use fine water spray. Wear liquid-tight chemical protective clothing in combination with breathing apparatus*. Spillages and decontamination run-off should be prevented from entering drains and watercourses.	
APP		B	Gas-tight chemical protective suit in combination with breathing apparatus**.	
Hazards	Class	6.1	Toxic substance	
	Sub risks	-		
HIN		66	Highly toxic substance	


UN – United Nations number; EAC – Emergency Action Code; APP – Additional Personal Protection; HIN - Hazard Identification Number


* Liquid-tight chemical protective clothing (BS 8428) in combination with self-contained open circuit positive pressure compressed air breathing apparatus (BS EN 137).

** Gas-tight chemical protective clothing (BS EN 943 part 2) in combination with self-contained open circuit positive pressure compressed air breathing apparatus (BS EN 137).

^a Dangerous Goods Emergency Action Code List, HM Fire Service Inspectorate, Publications Section, The Stationery Office, 2009.

Standard (UK) Dangerous Goods Emergency Action Codes^(a)

N		2024	Mercury compound, liquid, n.o.s. packing groups II & III	
EAC		2X	Use fine water spray. Wear liquid-tight chemical protective clothing in combination with breathing apparatus*. Spillages and decontamination run-off should be prevented from entering drains and watercourses.	
APP		-		
Hazards	Class	6.1	Toxic substance	
	Sub risks	-		
HIN		60	Toxic or slightly toxic substance	

UN		2025	Mercury compound, solid, n.o.s.	
EAC		2X	Use fine water spray. Wear liquid-tight chemical protective clothing in combination with breathing apparatus*. Spillages and decontamination run-off should be prevented from entering drains and watercourses.	
APP		-		
Hazards	Class	6.1	Toxic substance	
	Sub risks	-		
HIN		66/60	Highly toxic substance / toxic or slightly toxic substance	





UN – United Nations number; EAC – Emergency Action Code; APP – Additional Personal Protection; HIN - Hazard Identification Number

* Liquid-tight chemical protective clothing (BS 8428) in combination with self-contained open circuit positive pressure compressed air breathing apparatus (BS EN 137).

^a Dangerous Goods Emergency Action Code List, HM Fire Service Inspectorate, Publications Section, The Stationery Office, 2009.

Chemical Hazard Information and Packaging for Supply Classification^(a)



Mercury

Classification	Repr. Cat 2	Category 2 Reproductive Toxin	
	T+	Very toxic	
	T	Toxic	
	N	Dangerous for the environment	
Risk phrases	R61	May cause harm to the unborn child	
	R26	Very toxic by inhalation	
	R48/23	Toxic: danger of serious damage to health by prolonged exposure through inhalation	
	R50/53	Very toxic to aquatic organisms, may cause long-term adverse effects in the aquatic environment	
Safety phrases	S45	In case of accident or if you feel unwell seek medical advice immediately (show the label where possible)	
	S53	Avoid exposure - obtain special instructions before use	
	S60	This material and its container must be disposed of as hazardous waste	
	S61	Avoid release to the environment. Refer to special instructions/safety data sheet	

^a Annex VI to Regulation (EC) No 1272/2008 on Classification, Labelling and Packaging of Substances and Mixtures- Table 3.2.

<http://esis.jrc.ec.europa.eu/index.php?PGM=cla> (accessed 11/2011)

Inorganic Compounds of Mercury^(a)

Classification	T+	Very toxic	
	N	Dangerous for the environment	
Risk phrases	R26/27/28	Very toxic by inhalation, in contact with skin and if swallowed	
	R33	Danger of cumulative effects	
	R50/53	Very toxic to aquatic organisms, may cause long-term adverse effects in the aquatic environment	
Safety phrases	S1/2	Keep locked up and out of reach of children	
	S13	Keep away from food, drink and animal feedstuffs	
	S28	After contact with skin, wash with plenty water	
	S45	In case of accident or if you feel unwell seek medical advice immediately (show the label where possible)	
	S60	This material and its container must be disposed of as hazardous waste	
	S61	Avoid release to the environment. Refer to special instructions/safety data sheet	






Specific concentration limits

Concentration	Classification
$C \geq 2 \%$	T+; R26/27/28
$0.5 \% \leq C < 2 \%$	T; R23/24/25
$0.1 \% \leq C < 0.5 \%$	Xn; R20/21/22
$C \geq 0.1 \%$	R33

^a Inorganic compounds of mercury with the exception of dimercyry dichloride, dimercyry dicyanide oxide, phenylmercury nitrate, phenylmercury hydroxide, 2-methoxyethylemercury chloride, mercury dichloride and phenylmercury acetate

Globally Harmonised System of Classification and Labelling of Chemicals (GHS)^{(a)}*

Mercury






Hazard Class and Category	Repr. 1B	Toxic to reproduction, category 1B	
	Acute Tox. 2 *	Acute toxicity (inhalation), category 2	
	STOT RE 1	Specific target organ toxicity following repeated exposure, category 1	
	Aquatic Acute 1	Acute hazards to the aquatic environment, category 1	
	Aquatic Chronic 1	Chronic hazards to the aquatic environment, category 1	
Hazard Statement	H360D***	May damage the unborn child	
	H330	Fatal if inhaled	
	H372**	Causes damage to organs through prolonged or repeated exposure	
	H400	Very toxic to aquatic life	
	H410	Very toxic to aquatic life with long lasting effects	
Signal Words	DANGER		

* Implemented in the EU on 20 January 2009.

^a Annex VI to Regulation (EC) No 1272/2008 on Classification, Labelling and Packaging of Substances and Mixtures- Table 3.1.

<http://esis.jrc.ec.europa.eu/index.php?PGM=cla> (accessed 11/2011)

Inorganic Compounds of Mercury

Hazard Class and Category	Acute Tox. 2*	Acute toxicity (two routes), category 2	
	Acute Tox. 1*	Acute toxicity (one route), category 1	
	STOT RE 2	Specific target organ toxicity following repeated exposure, category 2	
	Aquatic Acute 1	Acute hazards to the aquatic environment, category 1	
	Aquatic Chronic 1	Chronic hazards to the aquatic environment, category 1	
Hazard Statement	H330	Fatal if inhaled	
	H310	Fatal in contact with skin	
	H300	Fatal if swallowed	
	H373**	May cause damage to organs through prolonged or repeated exposure	
	H400	Very toxic to aquatic life	
	H410	Very toxic to aquatic life with long lasting effects	
Signal Words	DANGER		

Specific concentration limits and M factors

Concentration	Hazard Class and Category	Hazard Statement	
C ≥ 0.1%	STOT RE 2	H373	May cause damage to organs through prolonged or repeated exposure

Physicochemical Properties

CAS number	7439-97-6
Atomic weight	201
Chemical symbol	Hg
Common synonyms	Quicksilver; Liquid silver; Hydragryum
State at room temperature	Liquid
Volatility	Vapour pressure = 0.002 mm at 25 °C
Specific gravity	13.5 at 25 °C (water = 1)
Flammability	Non combustible and non flammable
Lower explosive limit	Not applicable
Upper explosive limit	Not applicable
Water solubility	Slightly soluble in water. Insoluble in alcohol and ether
Reactivity	Reacts with nitric acid and hot concentrated sulphuric acid. May react explosively with ammonia, and violently with metals, chlorine, nitromethane, dry bromine and ethylene
Reaction or degradation products	Emits toxic fumes when heated to decomposition
Odour	Odourless

References^(a,b,c)

^a Mercury (HAZARDTEXT® Hazard Management). In: Klasco RK (Ed): TOMES® System. Thomson Micromedex, Greenwood Village, Colorado (accessed 02/2007).

^b The Merck Index (14th Edition). Entry 5898: Mercury, 2006.

^c The Dictionary of Substances and their Effects. Ed. S Gangolli. Second Edition, Volume 5, 1999.

Threshold Toxicity Values

EXPOSURE VIA INHALATION		
ppm	mg m⁻³	SIGNS AND SYMPTOMS
0.006	0.05	Non-specific symptoms
0.012 – 0.024	0.1 – 0.2	Tremor
0.12 – 4.83	1 – 40	Chest pains, haemoptysis, dyspnoea, cough, impairment of lung function, metallic taste and excessive salivation

References^(a,b)

^a Agency for Toxic Substances and Disease Registry. Toxicological Profile for Mercury, 1999.

^b International Programme on Chemical Safety, Environmental Health Criteria 1, Mercury, 1976.

Published Emergency Response Guidelines

Emergency Response Planning Guideline (ERPG) Values^(a)

	Listed value (ppm)	Calculated value (mg m ⁻³)
ERPG-1*	N/A	N/A
ERPG-2**	0.25	2.0
ERPG-3***	0.5	4.1

* Maximum airborne concentration below which it is believed that nearly all individuals could be exposed for up to 1 hr without experiencing other than mild transient adverse health effects or perceiving a clearly defined, objectionable odour.

** Maximum airborne concentration below which it is believed that nearly all individuals could be exposed for up to 1 hr without experiencing or developing irreversible or other serious health effects or symptoms which could impair an individual's ability to take protective action.

*** Maximum airborne concentration below which it is believed that nearly all individuals could be exposed for up to 1 hr without experiencing or developing life-threatening health effects.

N/A - Not appropriate

Proposed Acute Exposure Guideline Levels (AEGs)^(b)

	mg m ⁻³				
	10 min	30 min	60 min	4 hr	8 hr
AEGL-1[†]	NR	NR	NR	NR	NR
AEGL-2^{††}	3.1	2.1	1.7	0.67	0.33
AEGL-3^{†††}	16	11	8.9	2.2	2.2

[†] The level of the chemical in air at or above which the general population could experience notable discomfort.

^{††} The level of the chemical in air at or above which there may be irreversible or other serious long-lasting effects or impaired ability to escape.

^{†††} The level of the chemical in air at or above which the general population could experience life-threatening health effects or death.

NR – Not recommended due to insufficient data

^a American Industrial Hygiene Association (AIHA). 2010 Emergency Response Planning Guideline Values and Workplace Environmental Exposure Level Guides Handbook, Fairfax, VA (accessed 01/2011).

^b U.S. Environmental Protection Agency. Acute Exposure Guideline Levels, <http://www.epa.gov/oppt/aegl/pubs/chemlist.htm> (accessed 01/2011)

Exposure Standards, Guidelines or Regulations

Occupational standards

WEL	LTEL(8 hour reference period): No guideline value specified
	STEL(15 min reference period): No guideline value specified

Public health guidelines

DRINKING WATER QUALITY GUIDELINE^(a)	1 µg L ⁻¹
AIR QUALITY GUIDELINE^(b)	1 µg m ⁻³ annual average
SOIL GUIDELINE VALUE AND HEALTH CRITERIA VALUES^(c,d)	Residential Elemental Mercury - 1 mg kg ⁻¹ dry weight soil Inorganic Mercury - 170 mg kg ⁻¹ dry weight soil
	Allotments Elemental Mercury - 26 mg kg ⁻¹ dry weight soil Inorganic Mercury - 80 mg kg ⁻¹ dry weight soil
	Commercial Elemental Mercury - 26 mg kg ⁻¹ dry weight soil Inorganic Mercury - 3600 mg kg ⁻¹ dry weight soil
	Tolerable Daily Intake^{oral} Elemental Mercury – Not derived Inorganic Mercury - 2 µg kg ⁻¹ bw day ⁻¹
	Mean Daily Intake^{oral} Elemental Mercury - Negligible Inorganic Mercury - 1 µg day ⁻¹
	Tolerable Daily Intake^{inhalation} Elemental Mercury - 0.06 µg kg ⁻¹ bw day ⁻¹ Inorganic Mercury - 0.06 µg kg ⁻¹ bw day ⁻¹
	Mean Daily Intake^{inhalation} Elemental Mercury – 0.05 µg day ⁻¹

WEL – Workplace exposure limit; LTEL - Long-term exposure limit; STEL – Short-term exposure limit

^a The Water Supply (Water Quality) Regulations 2000 (England) and the Water Supply (Water Quality) Regulations 2001 (Wales) (accessed 01/2011).

^b Air Quality Guidelines for Europe. World Health Organization Regional Office for Europe, Copenhagen WHO Regional Publications, European Series, No. 91, Second Edition, 2000 (accessed 01/2011)..

^c Environment Agency (EA). Soil Guideline Values for Mercury in soil. Science Report SC050021/Mercury SGV.2009. EA. Bristol, UK (accessed 01/2011)..

^d Environment Agency (EA), Contaminants in soil: updated collation of toxicological data and intake values for humans. Mercury. Science Report SC050021. 2009, EA: Bristol, UK (accessed 01/2011).

Health Effects

Major route of exposure^(a)

- Toxic by ingestion, inhalation or dermal absorption.

Immediate signs or symptoms of acute exposure^(b-e)

- Inhalation of mercury vapour causes cough, breathlessness, chest tightness and pulmonary irritation within a few hours of exposure. Pneumonitis, pulmonary oedema, necrotising bronchiolitis and ARDS may occur. Patients may also exhibit flu like symptoms with muscle pains, fever and tachycardia. GI upset may occur within a few hours. Late features include renal failure, peripheral neuropathy and hepatic dysfunction.
- Inhalation of elemental mercury globules may cause pneumonitis, haemoptysis and respiratory distress.
- Ingestion of metallic mercury in a single acute dose is virtually non-toxic. Elemental mercury is poorly absorbed by the gut and ingestion is usually harmless unless aspiration occurs.
- Dermal exposure is unlikely to have any effect because metallic mercury is only slowly absorbed through the skin. Topical use may cause grey or blue-black skin pigmentation, contact dermatitis, eczema, urticaria, cutaneous burns or exfoliation.
- Ocular exposure may be irritating to the eyes causing an immediate stinging and burning sensation with lacrimation.

TOXBASE - <http://www.toxbase.org> (accessed 01/2011)

^a TOXBASE: Mercury and compounds, 11/2001.

^b TOXBASE: Mercury - inhalation, 11/2001.

^c TOXBASE: Mercury – ingestion, 11/2001.

^d TOXBASE: Mercury (metallic) – skin contact, 11/2001.

^e TOXBASE: Eye irritants, 05/2002.

Decontamination and First Aid

Important Notes

- Ambulance staff, paramedics and emergency department staff treating chemically-contaminated casualties should be equipped with Department of Health approved, gas-tight (Respirex) decontamination suits based on EN466:1995, EN12941:1998 and prEN943-1:2001, where appropriate.
- Decontamination should be performed using local protocols in designated areas such as a decontamination cubicle with adequate ventilation.

Dermal exposure^(a,b)

- Remove patient from exposure.
- The patient should remove all clothing and personal effects.
- Double-bag soiled clothing and place in a sealed container clearly labelled as a biohazard.
- Gently blot away any adherent liquid from the patient.
- Wash hair and all contaminated skin with copious amounts of water (preferably warm) and soap for at least 10-15 minutes. Decontaminate open wounds first and avoid contamination of unexposed skin.
- Pay special attention to skin folds, axillae, ears, fingernails, genital areas and feet.
- Patients with major skin exposure may have inhaled a significant amount of vapour.

Ocular exposure^(c)

- Remove patient from exposure.
- Remove contact lenses if necessary and immediately irrigate the affected eye thoroughly with water or 0.9% saline for at least 10-15 minutes.
- Patients with corneal damage or those whose symptoms do not resolve rapidly should be referred for urgent ophthalmological assessment.

Inhalation^(d)

- Remove patient from source of exposure.
- Ensure a clear airway and adequate ventilation.
- Give oxygen to symptomatic patients.
- Monitor oxygen saturation.
- Apply other supportive measures as indicated by the patient's clinical condition.

Ingestion^(e)

- Usually no treatment is required if metallic or elemental mercury is ingested.

This document will be reviewed not later than 3 years or sooner if substantive evidence becomes available.

TOXBASE - <http://www.toxbase.org> (accessed 01/2011)

^a TOXBASE: Mercury and compounds, 11/2001.

^b TOXBASE: Mercury (metallic) – skin contact, 11/2001.

^c TOXBASE: Eye irritants, 05/2002.

^d TOXBASE: Mercury inhalation, 11/2001.

^e TOXBASE: Mercury - ingestion, 11/2001.

Inorganic mercury/ elemental mercury

Toxicological overview

Key Points

Kinetics and metabolism

- The main route of exposure to elemental mercury and inorganic mercury is inhalation and ingestion, respectively
- Following inhalation of elemental mercury or ingestion of inorganic mercury compounds, they are distributed to all tissues but mainly accumulate in the kidney. Elemental mercury may readily cross the blood-brain barrier
- Elimination of elemental mercury and inorganic mercury compounds predominantly occurs via the urine and faeces.

Health effects of acute exposure

- Inhalation of elemental mercury may cause respiratory effects (cough, dyspnoea), central nervous system effects (tremor, irritability), renal damage (proteinuria, haematuria, acute renal failure), gastrointestinal disturbances (stomatitis, nausea, diarrhoea) and cardiovascular effects (hypertension and tachycardia)
- Ingestion of inorganic mercury compounds may affect the digestive tract (metallic taste, vomiting, swollen gums, salivation, abdominal pain, diarrhoea), renal damage (oliguria, anuria, acute renal failure), cardiovascular effects (tachycardia, hypertension) and skin/eye effects (acrodynia, burning eyes and conjunctivitis)

Health effects of chronic exposure

- Inhalation of elemental mercury vapour may cause neurotoxicity (fatigue, tremor, headaches, depression, hallucinations), nephrotoxicity (proteinuria and enzymuria) and effects on the oral cavity (stomatitis, sore gums and oral mucosa ulcers)
- Ingestion of inorganic mercury compounds may cause neurotoxicity (irritability, weakness, photophobia, muscle twitching, confusion or dementia), digestive tract effects (swollen gums, salivation, diarrhoea or abdominal pain) or renal failure
- IARC classified elemental mercury and mercury compounds as category 3 carcinogens i.e. not classifiable as to the carcinogenicity to humans

Toxicological Overview

Summary of Health Effects

Following an acute exposure to elemental mercury vapour via inhalation, respiratory effects such as cough, dyspnoea, chest tightness, bronchitis and decreased pulmonary function may occur. Cognitive, personality, sensory or motor disturbances may also arise, including tremor, irritability, hallucinations, muscle weakness and headaches. Due to the accumulation of mercury in the kidneys, acute renal failure indicated by proteinuria, haematuria and oliguria is commonly reported. Acute inhalation of elemental mercury may also cause GI effects such as stomatitis, abdominal pain, vomiting, diarrhoea and ulceration of the oral mucosa, as well as cardiovascular effects such as hypertension and tachycardia.

Inorganic mercury compounds are highly irritating to the GI tract and an acute ingestion may cause a metallic taste, abdominal pain, vomiting, diarrhoea and necrosis of the intestinal mucosa, possibly leading to circulatory collapse and death. Ulceration of the mouth, lips, tongue and GI tract may also occur. If patients survive damage to the GI tract, acute renal failure may occur within 24 hours of ingestion. Hypertension and tachycardia have also been reported following ingestion of inorganic mercury compounds.

Acute dermal exposure to elemental mercury vapour can cause erythematous and pruritic skin rashes, reddening and peeling of skin on palms of feet and hands associated with acrodynia, and contact with soluble inorganic mercury compounds may cause irritation, vesiculation and contact dermatitis.

Chronic exposure to elemental mercury vapour via inhalation may cause neurotoxicity such as decreased psychomotor skills and neuropsychological symptoms including fatigue, tremor, headaches, depression, irritability, and hallucinations. Nephrotoxicity including proteinuria and increase urinary enzyme excretion was observed following occupational exposure to elemental mercury, as well as stomatitis, sore gums and ulceration of the oral mucosa.

Following chronic ingestion of inorganic mercury compounds irritability weakness, insomnia, muscle twitching, swollen gums, excess salivation, anorexia and abdominal pain may occur.

There is little convincing evidence that exposure to mercury causes chromosomal damage or other mutagenic effects.

IARC have classified elemental mercury and inorganic mercury compounds as category 3 carcinogens i.e. not classifiable as to carcinogenicity to humans.

Conflicting evidence regarding the incidence of spontaneous abortion following inorganic mercury exposure has been presented. Some studies have reported a higher incidence of reproductive failures (spontaneous abortions, still births, congenital malformations) and irregular, painful and haemorrhagic menstrual disorders in occupationally exposed women compared to unexposed women.

Kinetics and metabolism

The two forms of mercury, namely elemental and inorganic mercury have different biological properties hence are discussed separately.

Elemental mercury

The absorption of mercury is largely dependent on the form. The predominant route of exposure for elemental mercury is inhalation. After inhalation, approximately 80 % of mercury vapour crosses the alveolar membrane and is rapidly absorbed into the blood. Liquid elemental mercury is poorly absorbed (approximately 0.01 %) from the gastrointestinal tract probably due to its conversion to divalent mercury and binding to sulfhydryl groups [1-3]. Dermal exposure to elemental mercury vapour may also occur to some extent, contributing to approximately 2.6 % of the absorbed dose. Absorption via the olfactory nerves has also been proposed although quantitatively this is a minor pathway [3].

Absorbed elemental mercury is rapidly distributed to all tissues, although it accumulates to the greatest extent in the kidney, reaching between 50 and 90 % of the body burden [1, 3]. It reaches peak levels in all tissues within 24 hours, apart from the brain where peak levels are only reached after 23 days. Due to the high lipophilicity, elemental mercury readily passes the blood-brain barrier and the placenta. [3].

Following inhalation and absorption into the blood, elemental mercury vapour undergoes oxidation in the red blood cells to form divalent mercury, which predominantly exists as a non-diffusible form and binds to albumin and globulins. Oxidation may also occur in the liver and lungs, although it may occur in most other tissues to a lesser extent. In the brain and fetus, elemental mercury may be oxidised and thereby trapped as the divalent form does not cross the blood-brain barrier or the placenta as readily [3].

Elimination of elemental mercury predominantly occurs through the urine and faeces, although some may be excreted in sweat, expired air or saliva, with the half-life being approximately 1-2 months. After an acute exposure, urinary excretion accounts for approximately 13 % of the total body burden, this increasing to approximately 58 % after chronic exposure. Elemental mercury may be exhaled as mercury vapour or excreted in breast milk [2, 3].

Inorganic mercury

For inorganic mercury, the predominant route of exposure is ingestion [3]. In humans, approximately 5 – 10 % of inorganic mercury in food is absorbed after ingestion [2]. Following inhalation, the rate of absorption of inorganic mercury aerosols is dependent on particle size but on average, approximately 10 % is absorbed, as most particles will be deposited in the upper respiratory tract [1, 3].

The extent to which inorganic mercury is transported across the intestinal tract is largely dependent on its solubility and its dissociation in the lumen. Mercuric compounds are more readily absorbed than mercurous forms due to their solubility [3].

Inorganic mercury is distributed to all tissues following absorption, but due to the poor lipid solubility only a small fraction crosses the blood-brain barrier and the placenta. As is the case for elemental mercury, the largest systemic deposition of inorganic mercury occurs in the kidney [2].

The main pathway of excretion of inorganic mercury is via the urine and faeces, with the half life of approximately 1-2 months [1, 3]. Elimination of inorganic mercury from the blood and brain is a biphasic process encompassing an initial rapid elimination phase followed by a

slower phase [3]. Inorganic mercury may also be reduced to form elemental mercury which is exhaled as elemental mercury vapour or excreted in the breast milk [2, 3].

Sources and route of exposure

Mercury occurs naturally and is widely distributed in the environment owing to natural and anthropogenic processes. The major natural sources of mercury in the environment are degassing from the earth's crust, emissions from volcanoes and evaporation from water bodies [1]. Elemental mercury is also released into the air following man-made activities such as mining ore containing mercury, burning fossil fuels and incinerating waste. Mercury also enters the environment from fertilizers, fungicides and from solid waste i.e. thermometers or electrical switches [2].

Mercury may be detected in ground water in the range of 5 – 100 ng L⁻¹. Naturally occurring elemental mercury in both ground and surface water is less than 0.5 µg L⁻¹. Mercury in drinking water is not considered a major source of exposure except when significant pollution occurs [4].

The environmental fate of mercury in the soil is largely dependent on its form. The most common forms are mercury compounds which bind to soil organic matter, adsorb to mineral surfaces or precipitate as compounds of sulphur under reducing conditions [5]. However, some mercury salts are almost insoluble in water and therefore are unlikely to have significant mobility in soil [2]. Elemental mercury occurs in soil due to anthropogenic activities, although it may also form naturally as a by-product from microbial activity. The release of elemental mercury and other volatile mercury compounds from soil may be important in the cycling of mercury and may explain increased concentrations of mercury near to mercury-containing ore bodies [5].

Elevated concentrations of mercury in soil may lead to an increase in the mercury content in plants such as carrots, lettuce, mushrooms and apples, which, if grown in contaminated soil, may accumulate mercury. However, few data are available regarding the relationship between mercury concentration in the soil and the concentration in fruit and vegetables [5].

The general public is predominantly exposed to elemental mercury via inhalation of its vapour from amalgam used in dental fillings or from accidental spillages following breakages of thermometers, barometers or electrical switches [1, 6].

People undergo exposure to inorganic mercury by ingestion due to the use of mercury salts in herbal remedies [3]. Dermal exposure may also occur, as mercury salts were commonly used for their antiseptic, fungicidal and bactericidal properties [3]. In addition, the use of skin-lighteners can result in significant exposure due to dermal absorption [1].

Occupational exposure to mercury may be a major source of exposure. Individuals working in the production of electrical equipment, thermometers or barometers, those working in chemical processing plants or construction may all be exposed to elemental mercury vapour via inhalation or inorganic mercury [6]. Dentists and dental assistants involved with dental amalgam may also be exposed to elemental mercury due to inhalation and to a lesser extent by skin contact [3, 6]. Workplace exposure limits (WELs) for mercury and inorganic mercury compounds have been derived in the UK. The long-term exposure limit (LTEL) is 0.025 mg m⁻³ (8 hour time weighted exposure (TWA) reference period). No data were available for the short-term exposure limits (STEL) (15 minute reference period) [7].

Health Effects of Acute / Single Exposure

Human Data

General toxicity

The major target organs of elemental mercury-induced toxicity are the central nervous system and the kidneys. The cardiovascular and respiratory system, GI tract and the skin are also affected at higher concentrations. Similarly, the target organs following ingestion of inorganic mercury are the kidneys and the central nervous system [1, 8].

Inhalation

Most data on the toxicity of mercury following inhalation refer to elemental mercury, as other forms, such as inorganic mercury, do not pose a significant risk via this route of exposure [6]. Following inhalation, the major target organs are the central and peripheral nervous system, and the kidneys, although at high concentrations respiratory, cardiovascular and gastrointestinal effects may also occur [6, 8].

Following an acute exposure to elemental mercury vapour, respiratory effects such as cough, dyspnoea and chest tightness have been reported, as well as bronchitis and bronchiolitis with interstitial pneumonitis, airway obstruction, and decreased pulmonary function. In severe cases pulmonary oedema, respiratory distress, and fibrosis may occur. Patients commonly develop respiratory insufficiency [1, 3, 6, 8, 9]. Such effects have been reported following exposure to 1.1 – 44 mg m⁻³ elemental mercury [9]. Inorganic mercury compounds have also been reported to cause respiratory effects such as shortness of breath or pulmonary oedema [3]

The central nervous system is one of the most sensitive targets following exposure to elemental mercury vapour, which may cause cognitive, personality, sensory or motor disturbances [3]. The effects may include tremor, irritability, nervousness, memory loss, hallucinations and neuromuscular changes such as muscle atrophy and muscle weakness, headaches and decreases in cognitive function [1, 3].

The kidneys are a major target organ following exposure to elemental mercury vapour due to the relatively high accumulation of mercury in the kidneys. High concentrations (not stated) have been reported to result in mild transient proteinuria, haematuria, oliguria, acute renal failure and degeneration of the proximal convoluted tubules [1, 3, 6].

Gastrointestinal effects have been reported in humans following acute inhalation of elemental mercury vapour. A classic symptom of mercury toxicity is inflammation of the oral mucosa, known as stomatitis, sometimes accompanied with excessive salivation and difficulty in swallowing. Other gastrointestinal effects including abdominal pain, nausea, diarrhoea, sore gums and ulceration of the oral mucosa may also occur following inhalation of elemental mercury vapour, although few studies report the concentration of mercury at which such symptoms arise [1, 3, 6].

Hypertension and tachycardia have both been reported following inhalation of high concentrations of elemental mercury, as well as hepatocellular effects, hepatomegaly and central lobular vacuolation. Hypertension and tachycardia may also arise following exposure to inorganic mercury [3, 6].

Elemental mercury vapour has been reported to cause erythematous and pruritic skin rashes, reddening and peeling of skin on palms of feet and hands associated with acrodynia, burning eyes and conjunctivitis [3].

Acute exposure to elemental mercury vapour may produce 'metal fume fever', which is characterised by fatigue, fever and elevated leukocyte count [6].

Ingestion

Most data on the toxicity of mercury following ingestion refer to inorganic mercury compounds, as elemental mercury via ingestion does not, in general, cause serious effects [8].

Following ingestion, the major target organs are the GI tract, kidneys, cardiovascular system and the skin [3, 8, 9].

Ingestion of inorganic mercury salts such as mercuric chloride is highly irritating to the GI tract. One of the earliest symptoms is a metallic taste, followed by gastric pain and vomiting. As the compound passes into the lower GI tract abdominal pain, diarrhoea and necrosis of the intestinal mucosa may occur, possibly leading to circulatory collapse and death [9]. Ingestion of mercuric chloride may also lead to blistering and ulceration of the lips and tongue, oropharyngeal pain and ulceration of the GI tract [3, 6]. In contrast, ingestion of mercurous chloride appears to cause less severe GI effects, although individual case studies have reported nausea, vomiting, swollen gums, excess salivation, diarrhoea, anorexia and abdominal pain following the ingestion of unknown concentrations of mercurous chloride [3, 6]. Ingestion of elemental mercury results in negligible absorption and therefore exerts little effect on the GI tract [6].

The kidney is a critical target organ following the ingestion of inorganic mercury compounds. If patients survive GI tract damage following exposure to mercury salts, oliguria, anuria, necrosis of the proximal tubule epithelium and acute renal failure may occur within 24 hours of the ingestion of mercuric chloride prior to death [1, 9].

Tachycardia and hypertension have been reported following the ingestion of mercuric chloride and mercurous chloride [6]. In addition, tachycardia has been reported secondary to severe pneumonitis after acute exposure to mercury vapour [9].

Limited data are available regarding the respiratory effects following ingestion of inorganic mercury. Pulmonary oedema and shortness of breath have been reported following ingestion of mercuric chloride (dose not stated) [6].

Ingestion of elemental mercury may cause erythematous and pruritic skin rashes, reddening and peeling of skin on palms of feet and hands associated with acrodynia, burning eyes and conjunctivitis [3].

Ingestion of mercuric chloride may cause jaundice and elevation of liver enzymes [3, 6].

Dermal / ocular exposure

Dermal exposure to elemental mercury vapour may cause erythematous and pruritic skin rashes, reddening and peeling of skin on palms of feet and hands associated with acrodynia, burning eyes and conjunctivitis [3].

Soluble inorganic mercury compounds, in particular mercuric chloride, are irritating to the skin and mucous membranes. Exposure to 1 – 5 % may cause irritation, vesiculation, contact dermatitis and corrosion of the skin [3, 9]. Insoluble compounds are not immediately irritating but irritation may slowly develop as the compound is absorbed and ionised in tissues [9].

Amalgam filings have occasionally been shown to cause dermatitis on the face. In addition, dermatitis caused by allergy to elemental mercury has been described in dental personnel [1].

Neurological effects have been reported following dermal exposure to inorganic mercury [8].

Animal and In-Vitro Data

Inhalation

Inhalation of elemental mercury vapour (1 – 1.1 mg m⁻³ for 1 – 30 hours resulted in death of rabbits [8]. Mice, guinea pigs and rats inhaling elemental mercury vapour died of pulmonary oedema (concentration unknown) [6, 8].

Cardiovascular effects were also noted in animals. Cellular degeneration with necrosis of the heart tissue was observed in rabbits following exposure to 28.8 mg m⁻³ elemental mercury vapour for 4 – 30 hours. In the same study, gastrointestinal effects were noted, ranging from mild pathological changes to significant cellular degeneration and necrosis of the colon, as well as hepatic effects ranging from moderate pathological changes (unstated) to severe liver necrosis [6]. Rabbits also showed signs of renal effects ranging from cellular degeneration to tissue destruction and necrosis following inhalation of 28.8 mg m⁻³ elemental mercury vapour for 2 – 30 hours [6].

Ingestion

Ingestion of elemental mercury results in negligible absorption and therefore exerts little toxicological effect [6].

Few data are available regarding the toxicity of inorganic mercury following oral exposure.

Rats administered a single gavage dose of mercuric chloride (7.4 or 9.2 mg kg⁻¹) showed no differences in body weight or liver weight compared to controls although LDH activity was significantly decreased at both doses [6].

Renal toxicity was observed in rats and mice following acute exposure to mercuric chloride. Male and female rats were exposed to mercuric chloride (0.93 – 14.8 mg kg⁻¹ day⁻¹) by gavage for five days a week. There was a significant increase in the kidney weights in groups exposed to 1.9 mg kg⁻¹ day⁻¹ and higher. Tubular necrosis occurred in rats exposed to 3.7 mg

$\text{kg}^{-1} \text{ day}^{-1}$ and higher, the severity increasing in a dose-dependent manner. An increase in urinary levels of alkaline phosphatase, AST and LDH was also observed in such groups [6].

Mice given a single dose of $10 \text{ mg kg}^{-1} \text{ day}^{-1}$ mercuric chloride by gavage showed minor renal tubular damage and rapid regeneration of the tubular epithelium [6].

Neurotoxicity was observed in rats following a single exposure to mercuric chloride (0.74 mg kg^{-1}) given by gavage and subcutaneously. Leakage of dye into the brain tissue, 12 hours after the single dose, demonstrated that the blood-brain barrier had been breached [6].

Health Effects of Chronic / Repeated Exposure

Human Data

General toxicity

Chronic exposure to mercury may affect the central nervous system, GI tract, kidneys, oral cavity, lungs, eyes, reproductive tract and skin.

Inhalation

Long-term exposure to elemental mercury vapour may cause neurotoxicity. Decreased psychomotor skills and neuropsychological symptoms, such as fatigue, tremor and headaches have been reported [3, 8]. As the exposure increases, the frequency and magnitude of muscle tremor increase and there are behavioural changes such as depression, memory loss, irritability and hallucinations [1, 8]. The peripheral nervous system may also be affected following chronic exposure to mercury vapour, resulting in reduced sensory and motor nerve function. No concentrations were reported [1, 8].

Effects on the central nervous system are generally considered to be the most sensitive indicator of toxicity of metallic mercury vapour [1, 2]. Studies on those occupationally exposed have shown a fairly consistent pattern of effects such as irritability, excitability, insomnia, tremor, decreased nerve conduction velocity, fatigue, short term memory deficits and depression. These studies, involving chlor-alkali workers, suggest a lowest observed adverse effect level (LOAEL) of 15-30 $\mu\text{g m}^{-3}$ metallic mercury expressed as an 8 hour concentration [2].

Occupational exposure to elemental mercury vapour may also result in kidney damage, indicated by proteinuria, increased urinary excretion of β -galactosidase, transferrin, β 2-microglobulin or albumin, and proximal tubular and glomerular changes [1, 6]. Slight changes in blood enzymes indicative of renal tubular effects were seen in workers with an estimated exposure to mercury vapour (based on the levels of mercury excreted in the urine) of 15 $\mu\text{g m}^{-3}$ [2].

Effects of chronic inhalation of elemental mercury on the cardiovascular system are equivocal as studies have reported differing results. Two studies reported that after exposure to mercury (0 – 0.27 and 0.075 mg m^{-3}) for more than 6 or 7 years no effects were observed on blood pressure. In contrast, workers exposed to 0.03 mg m^{-3} for at least 5 years showed signs of palpitations and cardiovascular reflex responses. Exposure to elemental mercury vapour has also been reported to cause hypertension and tachycardia, although concentrations were not stated [6].

Ingestion

Few data are available regarding the toxicity of inorganic mercury following chronic exposure. Dementia, colitis and renal failure has been reported following ingestion of mercurous chloride-containing laxative for between 6 and 25 years [8].

Children treated with products containing mercurous chloride (such as teething powders) many years ago exhibited signs of irritability, weakness, insomnia, photophobia, muscle twitching or confusion. Such treatments no longer exist [3, 8]. Gastrointestinal effects such as

swollen gums, excess salivation, anorexia, diarrhoea or abdominal pain were also seen in children treated with mercurous chloride [6]

Genotoxicity

Data from 14 studies of cytogenetic effects, such as sister chromatid exchange, micronucleus formation, chromosomal aberrations, aneuploidy and polyploidy in peripheral blood lymphocytes of individuals exposed to elemental mercury or mercury compounds were inconclusive. Overall, such monitoring studies have provided little convincing evidence that exposure to mercury causes chromosomal damage [3, 10].

Carcinogenicity

There was inadequate evidence in humans for the carcinogenicity of mercury and mercury compounds hence IARC have classified elemental mercury and inorganic mercury compounds as category 3 carcinogens. i.e. not classifiable as to carcinogenicity to humans. [10].

Reproductive and developmental toxicity

Several studies showed that chronic inhalation of elemental mercury had no effect on female fertility. Menstrual cycle disorders were reported to be more frequent in women occupationally exposed to elemental mercury [1, 3].

Data regarding the incidence of spontaneous abortion following inorganic mercury exposure are conflicting. Several studies reported a slightly elevated incidence of spontaneous abortions in women working in smelting plants or dental practices, whereas others did not find a correlation [1, 6]. One study carried out in female dentists and dental assistants reported a higher incidence of reproductive abnormalities (spontaneous abortions, still births, congenital malformations) and irregular, painful and haemorrhagic menstrual disorders than in unexposed women. This study, however, was criticised for erroneous interpretation of data [6]. The Committee on Toxicity of Chemicals in Food, Consumer Products and the Environment (COT) concluded that there was no evidence that occupational exposure to mercury during pregnancy in modern dental practices was harmful [11].

Some studies have reported that various forms of mercury reach the fetus via the placenta. Mercury vapour penetrates the placental barrier easier than inorganic mercury although whether the placenta concentrates mercury is unclear. Following inhalation of mercury, comparable levels of mercury were found in mother, foetus and placenta [12].

It has been reported that dentists or dental assistants who were occupationally exposed to metallic mercury below the threshold limit value had higher concentrations of metallic mercury in the placenta and fetal membranes compared with unexposed women. However, even in non-exposed women, the concentration of mercury in maternal blood increased by 46 % during pregnancy [12].

No information was available regarding the developmental/reproductive toxicity of inorganic mercury following oral exposure [8].

Males exposed to elemental mercury vapour in an occupational setting showed no association between mercury exposure and decreased fertility, or with increased rates of major malformations or serious childhood disease in their offspring [1].

Animal and In-Vitro Data

Inhalation

Respiratory effects were seen following chronic exposure to elemental mercury vapour. Rats exposed to 1 mg m⁻³ mercury vapour for 100 hours per week for six weeks showed signs of lung congestion, whereas rats exposed to 3 mg m⁻³ for 3 hours a day, five days a week for 12 – 42 weeks showed no significant changes [6].

Cardiovascular effects were also noted in animals. Mild to moderate pathological changes in the hearts of rabbits was observed following exposure to 0.86 - 6 mg m⁻³ elemental mercury vapour for 2 – 12 weeks [6].

No gastrointestinal changes were observed in rabbits exposed to 6 mg m⁻³ for seven hours a day, five days a week for up to 11 weeks, although hepatic changes were reported ranging from moderate pathological changes to marked cellular degeneration and necrosis [6].

In rats, slight degenerative changes were seen in the renal tubular epithelium following inhalation of 3 mg m⁻³ mercury vapour for three hours a day five days a week for 12-42 weeks [6].

Ingestion

Studies in animals have indicated that nephrotoxicity is the most sensitive endpoint following repeated exposure to inorganic mercury compounds [2]. Sub-acute studies (6 months) in rats given mercuric chloride orally, indicated a NOAEL of 0.23 mg kg⁻¹ day⁻¹. There was evidence of nephrotoxicity at 0.46 mg kg⁻¹ day⁻¹ and higher dose levels. Studies have also been reported in the Brown Norway rat, a species prone to the development of mercuric chloride-induced glomerulonephritis. Some evidence of effects were seen following oral doses of 3 mg mercuric chloride once a week for 60 days; this was considered to be the LOAEL (the daily dose was estimated to be around 0.3 mg kg⁻¹ day⁻¹ [2].

Respiratory effects such as forceful and laboured breathing, nose bleeds and other unspecified breathing difficulties were observed in rats following dietary exposure to 2.2 mg kg⁻¹ day⁻¹ mercuric chloride for three months [6].

Several studies reported cardiovascular effects following oral exposure to inorganic mercury. Exposure of rats to 28 mg kg⁻¹ day⁻¹ mercuric chloride for 180 days in drinking water resulted in hypertension and a decrease in cardiac contractility but did not affect heart rate. In contrast, a different strain of rat exposed to 7 mg kg⁻¹ day⁻¹ mercuric chloride in drinking water for 360 days as hypertension and increased cardiac contractility were observed, as well as decreased baroreceptor reflex sensitivity [6].

Genotoxicity

No experimental data were available on the genotoxicity of elemental mercury.

Studies with mercuric chloride gave conflicting results [10]. Single-strand DNA breaks have been reported following exposure of cultured mice embryo cells and Chinese hamster ovary cells to mercuric chloride. Other studies reported the induction of gene mutations in mouse lymphoma cells and DNA damage in rat and mouse fibroblasts. In contrast, mercuric chloride did not induce chromosome aberrations in human lymphocytes *in vitro* [1]. No *in-vivo* data are available. However, the data from the carcinogenicity studies do not suggest that inorganic mercury compounds have significant mutagenic potential.

Carcinogenicity

There is inadequate evidence in experimental animals for the carcinogenicity of metallic mercury and limited evidence for the carcinogenicity of mercuric chloride [10]. Following oral exposure to mercuric chloride (1.9 or 3.7 mg kg⁻¹ day⁻¹ for two years) male rats showed an increased incidence of forestomach hyperplasia compared to controls [6]. Other studies reported that rats given oral mercuric chloride (up to 5 mg kg⁻¹ day⁻¹) showed a significant increase in squamous cell papillomas of the forestomach and thyroid follicular cell adenomas and carcinomas compared with controls. However, the forestomach tumours did not progress to malignancy and were thought to arise from direct irritation of the tissue [2]. Similar studies on mice treated with up to 10 mg kg⁻¹ day⁻¹ showed a significant dose-related trend in renal tubular adenomas and adenocarcinomas [8]. However, such kidney tumours occurred at doses that were also nephrotoxic and would be expected to arise by a non-genotoxic mechanism [2].

Reproductive and developmental toxicity

Limited data are available regarding the reproductive toxicity of inorganic mercury. Male mice injected with single doses of mercuric chloride (1 mg kg⁻¹) showed decreased fertility with normal fertility resuming after approximately 2 months. Rats treated with intraperitoneal doses of 0.05 – 0.1 mg kg⁻¹ mercuric chloride over 90 days showed a gradual alteration in testicular tissue, such as a decrease in seminiferous tubular diameter, spermatogenic cell counts and Leydig cell nuclear diameter [1].

An increase in fetal resorptions in hamsters occurred following a single oral exposure to mercuric chloride (31.4 mg Hg kg⁻¹) [8]. Several studies have reported the occurrence of spontaneous abortions following exposure to elemental mercury vapour or inorganic mercury compounds. Decreased fetal weight and increased number of malformations i.e. cardiac abnormalities also occurred [1].

Several studies have investigated effects on ovulation in female hamsters. Animals were injected with mercuric chloride (3 – 12.8 mg kg⁻¹), resulting in the inhibition of ovulation or follicular maturation [1].

References

- [1] International Programme on Chemical Safety (IPCS) (1991). Inorganic mercury. Environmental Health Criteria 118. World Health Organisation. Geneva.
- [2] Department for Environment Food and Rural Affairs (DEFRA) and Environment Agency (EA) (2002). Contaminants in soil: Collation of toxicological data and intake values for humans. Mercury. R&D Publications TOX 7.
- [3] World Health Organisation (WHO) (2003). Elemental mercury and inorganic mercury compounds: Human health aspects. Concise International Chemical Assessment Document. CICAD 50. Geneva.
- [4] World Health Organisation (WHO) (2005). Mercury in drinking water. Background document for development of WHO Guidelines for Drinking-water Quality.
- [5] Department for Environment Food and Rural Affairs (DEFRA) and Environment Agency (EA) (2002). Soil guideline values for inorganic mercury contamination.
- [6] Agency for Toxic Substances and Disease Registry (ATSDR) (1999). Toxicological Profile for Mercury. US Department of Health and Human Services. Atlanta, US.
- [7] Health & Safety Executive (2005). EH40/2005 Workplace Exposure Limits. The Stationery Office. London.
- [8] Risk Assessment Information System (RAIS). Toxicity summary for mercury. Chemical Hazard Evaluation and Communication Group, Biomedical and Environmental Information Analysis Section, Health and Safety Research Division.
- [9] International programme on Chemical Safety (IPCS) - INTOX databank. Mercury. UK PID Monograph. London, UK.
- [10] International Agency for the Research on Cancer (IARC) (1993). Beryllium, cadmium, mercury and exposures in the glass manufacturing industry. IARC monographs on the evaluation of carcinogenic risk to humans, vol 58. Lyon.
- [11] Committee on Toxicity of Chemicals in Food Consumer Products and the Environment (COT) (1997). Statement on dental amalgam.
- [12] National Teratology Information Service (NTIS) (2005). Metallic (elemental) and inorganic mercury exposure in pregnancy. NTIS, Regional drug and therapeutic centre. Newcastle-upon-tyne.

This document will be reviewed not later than 3 years or sooner if substantive evidence becomes available.